

# S. Patwari & Associates

Company Secretaries (A Peer Reviewed Firm)  
Email-spatwariassociates2015@gmail.com

20B Abdul Hamid Street, Ground Floor  
Room No-28, Kolkata-700069  
Mobile: +91 8013871145

The Chief General Manager  
Listing Operation, BSE Limited,  
20<sup>th</sup> Floor, P. J. Towers,  
Dalal Street,  
Mumbai – 400 001.

Dear Sir,

**Sub: Application for “In-principle approval” prior to issue and allotment of 10,00,000 (Ten Lakhs) Equity Share Warrants to be issued on a preferential basis under Regulation 28(1) of the SEBI (Listing Obligations and Disclosure Requirements), Regulations, 2015.**

1. We, S. Patwari & Associates, Company Secretaries, hereby certify that the minimum issue price for the proposed preferential issue of M/s Steelman Telecom Limited, based on the pricing formula prescribed under Regulation 164 / 165 of Chapter V of SEBI (Issue of Capital and Disclosure Requirements) Regulations, 2018 has been worked out at Rs. 168.89/- (workings enclosed). The offer price of the issuer company is Rs. 171/-.
2. The relevant date for the purpose of said minimum issue price was 08<sup>th</sup> December 2023.
3. The workings for arriving at such minimum issue price as per formula prescribed under Regulation 164 / 165 of Chapter V of SEBI (Issue of Capital and Disclosure Requirements) Regulations, 2018 have been attached herewith.
4. The highest trading volume in respect of the equity shares of the issuer has been recorded during the preceding 90 trading days prior to the relevant date on 18.09.2023 on Bombay Stock Exchange SME.
5. We hereby certify that the Articles of Association of the issuer does not provide for a method of determination which results in a floor price higher than that determined under ICDR Regulations, 2018.

OR

~~We hereby certify that the Articles of Association of the issuer provides for a method of determination which results in a floor price higher than that determined~~



# S. Patwari & Associates

Company Secretaries (A Peer Reviewed Firm)  
Email-spatwariassociates2015@gmail.com

20B Abdul Hamid Street, Ground Floor  
Room No-28, Kolkata-700069  
Mobile: +91 8013871145

~~under ICDR Regulations, 2018 then the same shall be considered as the floor price for equity shares to be allotted pursuant to the preferential issue. Accordingly, we have calculated the floor price which worked out as Rs. \_\_\_\_\_.~~

For **S. PATWARI & ASSOCIATES**  
**COMPANY SECRETARIES**



**CS SWETA PATWARI**  
**Practising Company Secretary**  
**Membership No. ACS-23254**  
**PCS-9446**



UDIN: -A023254E002928211  
Date: 13.12.2023

Date	Open Price	High Price	Low Price	Close Price	WAP	No. of Shares	No. of Trades	Total Turnover (Rs.)	Deliverable Quantity	% Del. Qty to Traded Qty	Spread High-Low	Spread High-Open	Spread Close-Open
07-Dec-23	169.35	169.35	169.35	169.35	169.35	1200	1	203220	1200	100	0	0	0
05-Dec-23	173	173	169.75	169.75	170.9063	9600	8	1640700	9600	100	3.25	-3.25	-3.25
04-Dec-23	173.3	173.3	168.2	172.65	172.5786	25200	18	4348980	20400	80.95	5.1	-0.65	-0.65
01-Dec-23	161.55	174	161.55	174	169.8222	21600	18	3668160	16800	77.78	12.45	12.45	12.45
29-Nov-23	175	175	157.05	159.85	162.019	34800	23	5638260	26400	75.86	17.95	-15.15	-15.15
28-Nov-23	173.5	173.5	173.5	173.5	173.5	2400	2	416400	2400	100	0	0	0
24-Nov-23	171.05	171.05	168	168	169.525	2400	2	406860	2400	100	3.05	-3.05	-3.05
23-Nov-23	176	176	171	171	172.57	6000	5	1035420	4800	80	5	5	-5
22-Nov-23	170	178.35	166.5	173.85	171.71	24000	20	4121040	24000	100	11.85	5.85	-5
21-Nov-23	169.2	172	166.75	170.6	169.35	7200	6	1219320	6000	83.33	5.25	1.4	1.4
20-Nov-23	175.75	175.75	174	174	174.875	2400	2	419700	1200	50	12.00	-1.75	-1.75
17-Nov-23	182.9	182.9	170.6	170.6	175.5	15600	8	2737800	14400	92.31	12.3	-12.3	-12.3
16-Nov-23	179.3	181	176	179.95	178.7222	10800	9	1930200	7200	66.67	5	0.65	0.65
15-Nov-23	179.9	179.9	175	175.05	176.6944	10800	8	1908300	7200	66.67	4.9	-4.85	-4.85
13-Nov-23	177.95	178.5	174	175	175.8643	8400	7	1477260	7200	85.71	4.5	-2.95	-2.95
10-Nov-23	178	180	173.05	179.5	179.2329	45600	31	8173020	33600	73.68	6.95	1.5	1.5
09-Nov-23	178	178	178	178	178	1200	1	213600	1200	100	0	0	0
08-Nov-23	177.55	177.55	172	174	174.9375	4800	4	839700	3600	75	5.55	-3.55	-3.55
07-Nov-23	179.75	180	175.6	177.55	177.5219	19200	10	3408420	15600	81.25	4.4	-2.2	-2.2
06-Nov-23	175	181	174	181	177.9739	27600	12	4912080	27600	100	7	6	6
03-Nov-23	175.6	178.9	173	175.75	176.2333	7200	6	1268880	7200	100	5.9	0.15	0.15
02-Nov-23	178	180	173	175	176.3182	13200	10	2327400	9600	72.73	5	5	-3
01-Nov-23	173	180	172.5	173.8	175.3125	24000	13	4207500	20400	85	7.5	0.8	0.8
31-Oct-23	167.85	177.2	165.55	174.2	171.3603	34800	19	5963340	27600	79.31	11.65	6.35	6.35
30-Oct-23	160	163	160	162.3	162.1231	15600	8	2529900	10800	69.23	3	2.3	2.3
27-Oct-23	160	160.35	160	160	160.1167	8400	7	1386360	6000	71.43	0.35	0	0
26-Oct-23	175.25	175.25	160	161	165.0429	4800	4	803580	2400	50	3.65	3.65	3.65
25-Oct-23	166.4	169.95	166.3	169.95	167.4125	4800	4	803580	14400	100	6.5	-5.15	-5.15
23-Oct-23	171.65	173	166.5	166.5	171.0167	14400	10	2462640	4800	100	3.95	-3.4	-3.4
20-Oct-23	175	175	171.05	171.6	172.3	4800	4	827040	4800	100	5.8	-5.75	-5.75
19-Oct-23	183.8	183.8	178	178.05	181.6107	16800	7	3051060	16800	100	7.143	2.45	2.45
18-Oct-23	175.6	180	175	178.05	176.3607	28800	14	2962860	26400	91.67	9.3	-8.45	-8.45
17-Oct-23	182.8	182.8	173.5	174.35	179.1958	27600	20	5160840	24000	86.96	8.95	6.9	6.9
16-Oct-23	175	183.95	175	181.9	182.5109	27600	19	5037300	24000	87.95	9	1.05	1.05
13-Oct-23	180	184	175	181.05	179.9073	74400	48	13385100	50400	67.74	78.95	21.9	21.9
12-Oct-23	156	183.7	156	177.9	172.0263	114000	87	19611000	90000	78.95	27.7	3.95	3.95
11-Oct-23	152	157	150.1	155.95	155.0118	20400	12	3162240	20400	100	6.9	6.9	6.9
10-Oct-23	151.1	151.2	149.25	149.25	150.6786	3600	7	1265700	7200	85.71	1.95	-1.85	-1.85
09-Oct-23	155.95	155.95	152	152	153.3167	8400	7	551940	4800	66.67	3.95	-3.95	-3.95
06-Oct-23	149	149	149	149	150.97	6000	5	905820	4800	80	4	3.3	3.3
05-Oct-23	147.25	147.25	140	145	143.6556	10800	9	1551480	8400	77.78	7.25	-2.25	-2.25
04-Oct-23	140.3	143	136	142	141.9375	9600	8	1353000	7200	75	7	1.5	1.5
03-Oct-23	140.3	142.5	140.3	141.6	141.3167	7200	6	1017480	6000	83.33	2.2	1.3	1.3
29-Sep-23	145.4	145.4	143.5	145.4	144.825	4800	4	695160	4800	100	1.9	0	0
28-Sep-23	146	146	146	146	146	3600	3	525600	3600	100	0	0	0
27-Sep-23	152	152	146.15	151.95	147.65	10800	9	1594620	7200	66.67	5.85	-0.05	-0.05
26-Sep-23	152	152.5	150.85	152.5	151.9083	7200	6	1093740	7200	100	1.65	0.5	0.5
25-Sep-23	154	154	154	154	154	1200	1	184800	1200	100	0	0	0
22-Sep-23	157.4	157.4	152	154	154.6	10800	9	1669680	8400	77.78	5.4	-3.4	-3.4
21-Sep-23	168	181	157.4	158.95	164.4322	70800	38	11641800	68400	96.61	23.6	23.6	23.6
20-Sep-23	164	167.9	155	161	158.0216	116400	62	18393720	105600	90.72	12.9	12.9	12.9
18-Sep-23	142	163.35	142	163.35	154.765	188400	88	29157720	148800	78.98	21.35	21.35	21.35



15-Sep-23	139.7	141.95	135	136.15	138.25	12000	9	1659000	9600	80	6.95	-3.55
14-Sep-23	142	144	142	144	142.0645	37200	2	5284800	37200	100	2	2
13-Sep-23	146.8	147	140	140	146.0878	49200	10	7187520	48000	97.56	7	-6.8
12-Sep-23	146.3	146.8	143.75	146.8	146.7196	88800	7	13028700	45600	51.35	3.05	0.5
11-Sep-23	145	150	145	148.35	149.1138	56400	18	8410020	50400	89.36	5	3.35
08-Sep-23	152	152.85	146	149.5	149.4476	49200	8	7352820	48000	97.56	6.85	-2.5
07-Sep-23	147.05	147.05	146	146	146.3667	3600	3	526920	3600	100	1.05	-1.05
06-Sep-23	150.15	152.45	148	152.45	150.2	3600	3	540720	2400	66.67	4.45	2.3
05-Sep-23	156.35	156.95	150.35	151.1	153.2083	14400	11	2206200	9600	66.67	6.6	-5.25
04-Sep-23	150	156.45	145.4	151.5	151.2571	16800	14	2541120	14400	85.71	11.05	1.5
01-Sep-23	150	150	146	146	147.5885	15600	13	2302380	13200	84.62	4	-4
31-Aug-23	148	151.5	146.2	149.95	148.9417	14400	10	2144760	12000	83.33	5.3	1.95
30-Aug-23	150.5	150.95	149.05	150	150.0682	13200	10	1980900	13200	100	1.9	-0.5
29-Aug-23	152	152	147	151	149.5625	14400	9	2153700	13200	91.67	5	-1
28-Aug-23	154	156	152.25	152.25	154.0833	3600	3	554700	3600	100	3.75	-1.75
25-Aug-23	152.8	161.3	152.8	156.7	155.8417	21600	18	3366180	20400	94.44	8.5	3.9
24-Aug-23	155	155	147.7	151.4	151.075	12000	10	1812900	9600	80	7.3	-3.6
23-Aug-23	155.85	160	150	151.4	153.6214	16800	14	2580840	13200	78.57	10	-4.45
22-Aug-23	160	162	156	156	158.38	12000	10	1900560	12000	100	6	-4
21-Aug-23	160	160.75	159	160	159.875	7200	6	1151100	7200	100	1.75	0
18-Aug-23	162	162	156	156	158.1333	14400	11	2277120	12000	83.33	6	-6
17-Aug-23	155	161.95	155	161	159.62	12000	10	1915440	12000	100	6.95	6
16-Aug-23	154	156	150	154	153.4615	15600	13	2394000	15600	100	6	0
14-Aug-23	162.1	163.95	152	152	159.95	12000	10	1919400	12000	100	11.95	-10.1
11-Aug-23	158.7	162	158.7	162	160.8714	8400	7	1351320	8400	100	3.3	3.3
10-Aug-23	161.95	162	158.7	158.7	160.865	12000	10	1930380	12000	100	3.3	-3.25
09-Aug-23	161	161	159	160	160.2357	8400	7	1345980	7200	85.71	2	-1
08-Aug-23	161.8	164	159	160.15	161.8211	22800	19	3689520	22800	100	5	-1.65
07-Aug-23	151	167	151	162.9	157.6539	76800	56	12107820	70800	92.19	16	11.9
04-Aug-23	148	151.4	148	150.9	150.15	6000	5	900900	6000	100	3.4	2.9
03-Aug-23	148	150.65	148	149	148.9292	14400	11	2144580	14400	100	2.65	1
02-Aug-23	153.9	153.95	148	148	151.205	36000	23	5443380	33600	93.33	5.95	-5.9
01-Aug-23	147.95	152	147.95	152	150.5949	46800	23	7047840	46800	100	4.05	4.05
31-Jul-23	140.05	145	140	143.2	141.9017	34800	29	4938180	25200	72.41	5	3.15
28-Jul-23	142	144	140.5	140.5	142.22	18000	14	2559960	15600	86.67	3.5	-1.5
27-Jul-23	147	147	147	147	147	1200	1	176400	1200	100	0	0
26-Jul-23	149	149	149	149	149	1200	1	178800	1200	100	0	0
25-Jul-23	147	148	146.25	148	147.857	51600	7	7629420	51600	100	1.75	1

2024400

323680440

90 Trading Days  
VWAP

159.89



Date	Open Price	High Price	Low Price	Close Price	WAP	No. of Shares	No. of Trades	Total Turnover (Rs.)	Deliverable Quantity	% Deli. Qty to Traded Qty	Spread High-Low	Spread Close-Open
07-Dec-23	169.35	169.35	169.35	169.35	169.35	1200	1	203220	1200	100	0	0
05-Dec-23	173	173	169.75	169.75	170.90625	9600	8	1640700	9600	100	3.25	-3.25
04-Dec-23	173.3	173.3	168.2	172.65	172.5785714	25200	18	4348980	20400	80.95	5.1	-0.65
01-Dec-23	161.55	174	161.55	174	169.8222222	21600	18	3668160	16800	77.78	12.45	12.45
29-Nov-23	175	175	157.05	159.85	162.0189655	34800	23	5638260	26400	75.86	17.95	-15.15
28-Nov-23	173.5	173.5	173.5	173.5	173.5	2400	2	416400	2400	100	0	0
24-Nov-23	171.05	171.05	168	168	169.525	2400	2	406860	2400	100	3.05	-3.05
23-Nov-23	176	176	171	171	172.57	6000	5	1035420	4800	80	5	-5
22-Nov-23	170	178.35	166.5	175.85	171.71	24000	20	4121040	24000	100	11.85	5.85
21-Nov-23	169.2	172	166.75	170.6	169.35	7200	6	1219320	6000	83.33	5.25	1.4
						<b>134400</b>		<b>22698360</b>				
							10 Trading Days VWAP	<b>168.89</b>				



FREQUENTLY TRADED DATA


Date	Open Price	High Price	Low Price	Close Price	WAP	No. of Shares	No. of Trades	Total Turnover (Rs.)	Deliverable Quantity	% Deli. Qty to Traded Qty	Spread High-Low	Spread Close-Open
29-Nov-23	175	175	157.05	159.85	162.019	34800	23	5638260	26400	75.86	17.95	-15.15
28-Nov-23	173.5	173.5	173.5	173.5	173.5	2400	2	416400	2400	100	0	0
24-Nov-23	171.05	171.05	168	168	169.525	2400	2	406860	2400	100	3.05	-3.05
23-Nov-23	176	176	171	171	172.57	6000	5	1035420	4800	80	5	-5
22-Nov-23	170	178.35	166.5	175.85	171.71	24000	20	4121040	24000	100	11.85	5.85
21-Nov-23	169.2	172	166.75	170.6	169.35	7200	6	1219320	6000	83.33	5.25	1.4
20-Nov-23	175.75	175.75	174	174	174.875	2400	2	419700	1200	50	1.75	-1.75
17-Nov-23	182.9	182.9	170.6	170.6	175.5	15600	8	2737800	14400	92.31	12.3	-12.3
16-Nov-23	179.3	181	176	179.95	178.7222	10800	9	1930200	7200	66.67	5	0.65
15-Nov-23	179.9	179.9	175	175.05	176.6944	10800	8	1908300	7200	66.67	4.9	-4.85
13-Nov-23	177.95	178.5	174	175	175.8643	8400	7	1477260	7200	85.71	4.5	-2.95
10-Nov-23	178	180	173.05	179.5	179.2329	45600	31	8173020	33600	73.68	6.95	1.5
09-Nov-23	178	178	178	178	178	1200	1	213600	1200	100	0	0
08-Nov-23	177.55	177.55	172	174	174.9375	4800	4	839700	3600	75	5.55	-3.55
07-Nov-23	179.75	180	175.6	177.55	177.5219	19200	10	3408420	15600	81.25	4.4	-2.2
06-Nov-23	175	181	174	181	177.9739	27600	12	4912080	27600	100	7	6
03-Nov-23	175.6	178.9	173	175.75	176.2333	7200	6	1268880	7200	100	5.9	0.15
02-Nov-23	178	180	175	175	176.3182	13200	10	2327400	9600	72.73	5	-3
01-Nov-23	173	180	172.5	173.8	175.3125	24000	13	4207500	20400	85	7.5	0.8
31-Oct-23	167.85	177.2	165.55	174.2	171.3603	34800	19	5963340	27600	79.31	11.65	6.35
30-Oct-23	160	163	160	162.3	162.1731	15600	8	2529900	10800	69.23	3	2.3
27-Oct-23	160	160.35	160	160	160.1167	3600	3	576420	3600	100	0.35	0
26-Oct-23	175.25	175.25	160	161	165.0429	8400	7	1386360	6000	71.43	15.25	-14.25
25-Oct-23	166.4	169.95	166.3	169.95	167.4125	4800	4	803580	2400	50	3.65	3.55
23-Oct-23	171.65	173	166.5	166.5	171.0167	14400	10	2462640	14400	100	6.5	-5.15
20-Oct-23	175	175	171.05	171.6	172.3	4800	4	827040	4800	100	3.95	-3.4
19-Oct-23	183.8	183.8	178	178.05	181.6107	16800	7	3051060	16800	100	5.8	-5.75
18-Oct-23	175.6	180	175	178.05	176.3607	16800	14	2962860	12000	71.43	5	2.45
17-Oct-23	182.8	182.8	173.5	174.35	179.1958	28800	20	5160840	26400	91.67	9.3	-8.45
16-Oct-23	175	183.95	175	181.9	182.5109	27600	19	5037300	24000	86.96	8.95	6.9
13-Oct-23	180	184	175	181.05	179.9073	74400	48	13385100	50400	67.74	9	1.05
12-Oct-23	156	183.7	156	177.9	172.0263	114000	87	19611000	90000	78.95	27.7	21.9
11-Oct-23	152	157	150.1	155.95	155.0118	20400	12	3162240	20400	100	6.9	3.95




10-Oct-23	151.1	151.2	149.25	149.25	150.6786	8400	7	1265700	7200	85.71	1.95	-1.85
09-Oct-23	155.95	155.95	152	152	153.3167	3600	3	551940	2400	66.67	3.95	-3.95
06-Oct-23	149	153	149	152.3	150.97	6000	5	905820	4800	80	4	3.3
05-Oct-23	147.25	147.25	140	145	143.6556	10800	9	1551480	8400	77.78	7.25	-2.25
04-Oct-23	140.5	143	136	142	140.9375	9600	8	1353000	7200	75	7	1.5
03-Oct-23	140.3	142.5	140.3	141.6	141.3167	7200	6	1017480	6000	83.33	2.2	1.3
29-Sep-23	145.4	145.4	143.5	145.4	144.825	4800	4	695160	4800	100	1.9	0
28-Sep-23	146	146	146	146	146	3600	3	525600	3600	100	0	0
27-Sep-23	152	152	146.15	151.95	147.65	10800	9	1594620	7200	66.67	5.85	-0.05
26-Sep-23	152	152.5	150.85	152.5	151.9083	7200	6	1093740	7200	100	1.65	0.5
25-Sep-23	154	154	154	154	154	1200	1	184800	1200	100	0	0
22-Sep-23	157.4	157.4	152	154	154.6	10800	9	1669680	8400	77.78	5.4	-3.4
21-Sep-23	168	181	157.4	158.95	164.4322	70800	38	11641800	68400	96.61	23.6	-9.05
20-Sep-23	164	167.9	155	161	158.0216	116400	62	18393720	105600	90.72	12.9	-3
18-Sep-23	142	163.35	142	163.35	154.765	188400	88	29157720	148800	78.98	21.35	21.35
15-Sep-23	139.7	141.95	135	136.15	138.25	12000	9	1659000	9600	80	6.95	-3.55
14-Sep-23	142	144	142	144	142.0645	37200	2	5284800	37200	100	2	2
13-Sep-23	146.8	147	140	140	146.0878	49200	10	7187520	48000	97.56	7	-6.8
12-Sep-23	146.3	146.8	143.75	146.8	146.7196	88800	7	13028700	45600	51.35	3.05	0.5
11-Sep-23	145	150	145	148.35	149.1138	56400	18	8410020	50400	89.36	5	3.35
08-Sep-23	152	152.85	146	149.5	149.4476	49200	8	7352820	48000	97.56	6.85	-2.5
07-Sep-23	147.05	147.05	146	146	146.3667	3600	3	526920	3600	100	1.05	-1.05
06-Sep-23	150.15	152.45	148	152.45	150.2	3600	3	540720	2400	66.67	4.45	2.3
05-Sep-23	156.35	156.95	150.35	151.1	153.2083	14400	11	2206200	9600	66.67	6.6	-5.25
04-Sep-23	150	156.45	145.4	151.5	151.2571	16800	14	2541120	14400	85.71	11.05	1.5
01-Sep-23	150	150	146	146	147.5885	15600	13	2302380	13200	84.62	4	-4
31-Aug-23	148	151.5	146.2	149.95	148.9417	14400	10	2144760	12000	83.33	5.3	1.95
30-Aug-23	150.5	150.95	149.05	150	150.0682	13200	10	1980900	13200	100	1.9	-0.5
29-Aug-23	152	152	147	151	149.5625	14400	9	2153700	13200	91.67	5	-1
28-Aug-23	154	156	152.25	152.25	154.0833	3600	3	554700	3600	100	3.75	-1.75
25-Aug-23	152.8	161.3	152.8	156.7	155.8417	21600	18	3366180	20400	94.44	8.5	3.9
24-Aug-23	155	155	147.7	151.4	151.075	12000	10	1812900	9600	80	7.3	-3.6
23-Aug-23	155.85	160	150	151.4	153.6214	16800	14	2580840	13200	78.57	10	-4.45
22-Aug-23	160	162	156	156	158.38	12000	10	1900560	12000	100	6	-4
21-Aug-23	160	160.75	159	160	159.875	7200	6	1151100	7200	100	1.75	0
18-Aug-23	162	162	156	156	158.1333	14400	11	2277120	12000	83.33	6	-6
17-Aug-23	155	161.95	155	161	159.62	12000	10	1915440	12000	100	6.95	6
16-Aug-23	154	156	150	154	153.4615	15600	13	2394000	15600	100	6	0




14-Aug-23	162.1	163.95	152	152	159.95	12000	10	1919400	12000	100	11.95	-10.1
11-Aug-23	158.7	162	158.7	162	160.8714	8400	7	1351320	8400	100	3.3	3.3
10-Aug-23	161.95	162	158.7	158.7	160.865	12000	10	1930380	12000	100	3.3	-3.25
09-Aug-23	161	161	159	160	160.2357	8400	7	1345980	7200	85.71	2	-1
08-Aug-23	161.8	164	159	160.15	161.8211	22800	19	3689520	22800	100	5	-1.65
07-Aug-23	151	167	151	162.9	157.6539	76800	56	12107820	70800	92.19	16	11.9
04-Aug-23	148	151.4	148	150.9	150.15	6000	5	900900	6000	100	3.4	2.9
03-Aug-23	148	150.65	148	149	148.9292	14400	11	2144580	14400	100	2.65	1
02-Aug-23	153.9	153.95	148	148	151.205	36000	23	5443380	33600	93.33	5.95	-5.9
01-Aug-23	147.95	152	147.95	152	150.5949	46800	23	7047840	46800	100	4.05	4.05
31-Jul-23	140.05	145	140	143.2	141.9017	34800	29	4938180	25200	72.41	5	3.15
28-Jul-23	142	144	140.5	140.5	142.22	18000	14	2559960	15600	86.67	3.5	-1.5
27-Jul-23	147	147	147	147	147	1200	1	176400	1200	100	0	0
26-Jul-23	149	149	149	149	149	1200	1	178800	1200	100	0	0
25-Jul-23	147	148	146.25	148	147.857	51600	7	7629420	51600	100	1.75	1
24-Jul-23	151	151	151	151	151	1200	1	181200	1200	100	0	0
21-Jul-23	152	153.95	148	148	150.635	12000	8	1807620	8400	70	5.95	-4
20-Jul-23	150	150	146.5	150	148.38	12000	9	1780560	12000	100	3.5	0
19-Jul-23	152.3	152.3	150	150	151.15	2400	2	362760	2400	100	2.3	-2.3
18-Jul-23	165	165	155	155	157.9357	8400	7	1326660	7200	85.71	10	-10
17-Jul-23	151.5	164	151.5	162.55	159.7731	46800	34	7477380	44400	94.87	12.5	11.05
14-Jul-23	148.5	148.5	145.05	145.05	146.775	2400	2	352260	2400	100	3.45	-3.45
13-Jul-23	150.15	152.15	150.15	152.15	151.4333	3600	3	545160	2400	66.67	2	2
12-Jul-23	157.45	157.45	151	151.95	153.325	4800	4	735960	4800	100	6.45	-5.5
11-Jul-23	155	155	155	155	155	1200	1	186000	1200	100	0	0
10-Jul-23	158	158	156	158	157.5	4800	3	756000	4800	100	2	0
07-Jul-23	160	160	156	158	158.41	12000	7	1900920	8400	70	4	-2
06-Jul-23	153.5	158.9	153.5	158.1	156.25	6000	4	937500	6000	100	5.4	4.6
05-Jul-23	154	157.7	151	157.7	154.09	6000	5	924540	4800	80	6.7	3.7
04-Jul-23	151.75	154	148.1	152	151.0875	9600	8	1450440	8400	87.5	5.9	0.25
03-Jul-23	155.85	155.85	155.05	155.05	155.45	2400	2	373080	2400	100	0.8	-0.8
30-Jun-23	155.85	157.9	155.85	157.9	156.875	2400	7	376500	1200	50	2.05	2.05
28-Jun-23	160.5	162	159	159	160.7643	8400	7	1350420	8400	100	3	-1.5
27-Jun-23	161	170	157.75	161.65	161.4655	88800	61	14338140	66000	74.32	12.25	0.65
26-Jun-23	158	160.9	158	158	159.2455	13200	10	2102040	9600	72.73	2.9	0
23-Jun-23	165.05	169.95	155	158	160.8309	56400	46	9070860	45600	80.85	14.95	-7.05
22-Jun-23	135	162	135	162	151.2375	72000	59	10889100	52800	73.33	27	27
21-Jun-23	130.15	135	130.15	135	133.6143	8400	59	1122360	8400	100	4.85	4.85



20-Jun-23	133	133	130.95	132.15	131.8577	15600	10	2056980	15600	100	2.05	-0.85
19-Jun-23	134	134	131	134	133.0808	15600	12	2076060	14400	92.31	3	0
14-Jun-23	136.65	136.65	131.85	132.1	133.0385	15600	12	2075400	15600	100	4.8	-4.55
13-Jun-23	138.75	138.75	138.15	138.15	138.63	6000	2	831780	6000	100	0.6	-0.6
12-Jun-23	135	139	135	139	138.02	6000	5	828120	6000	100	4	4
09-Jun-23	136.15	139.4	136.15	138.3	138.0583	14400	11	1988040	14400	100	3.25	2.15
08-Jun-23	136.15	136.15	136.15	136.15	136.15	1200	1	163380	1200	100	0	0
07-Jun-23	135.5	136.1	135.5	135.75	135.7333	3600	3	488640	3600	100	0.6	0.25
06-Jun-23	130	132.45	130	132.35	131.4125	4800	4	630780	4800	100	2.45	2.35
05-Jun-23	134.15	134.15	126.1	128.55	130.6722	21600	18	2822520	15600	72.22	8.05	-5.6
02-Jun-23	137	137.2	135	137.2	136.3	4800	4	654240	4800	100	2.2	0.2
01-Jun-23	140.95	140.95	134	136.5	136.88	6000	5	821280	6000	100	6.95	-4.45
31-May-23	140	141	136.25	137	139.0417	7200	6	1001100	7200	100	4.75	-3
30-May-23	133	133	133	133	133	2400	1	319200	2400	100	0	0
29-May-23	133	133	133	133	133	2400	2	319200	2400	100	0	0
26-May-23	133.5	135	133	133	133.775	4800	4	642120	4800	100	2	-0.5
25-May-23	131.8	131.8	130.5	130.5	131.0125	4800	4	628860	4800	100	1.3	-1.3
24-May-23	132	132	132	132	132	1200	1	158400	1200	100	0	0
23-May-23	133	133	133	133	133	1200	1	159600	1200	100	0	0
22-May-23	137	137	130.5	133	133.1667	7200	6	958800	4800	66.67	6.5	-4
19-May-23	134	134	134	134	134	1200	1	160800	1200	100	0	0
18-May-23	135	137	132.35	134.6	134.3045	13200	8	1772820	7200	54.55	4.65	-0.4
17-May-23	134	135	132.3	133.15	133.825	4800	4	642360	4800	100	2.7	-0.85
16-May-23	137.2	143.15	132	135	137.3711	22800	17	3132060	15600	68.42	11.15	-2.2
15-May-23	135.5	135.5	130.75	132.75	132.75	6000	5	796500	4800	80	4.75	-2.75
12-May-23	139.2	139.65	139.2	139.65	139.425	2400	2	334620	2400	100	0.45	0.45
11-May-23	139.2	140	133.5	140	138.175	4800	4	663240	3600	75	6.5	0.8
10-May-23	141	141	141	141	141	2400	2	338400	2400	100	0	0
09-May-23	133.5	144.9	130.2	143	138.7038	15600	13	2163780	12000	76.92	14.7	9.5
08-May-23	143.6	143.6	135.1	136.85	138.155	36000	24	4973580	32400	90	8.5	-6.75
04-May-23	151.2	152.2	145	148	149.2656	19200	16	2865900	18000	93.75	7.2	-3.2
03-May-23	157.5	158.2	148.5	153.1	152.906	30000	22	4587180	27600	92	9.7	-4.4
02-May-23	149	156.2	147.95	153.8	151.7977	26400	21	4007460	21600	81.82	8.25	4.8
28-Apr-23	154	156	142	149.4	149.9563	9600	8	1439580	4800	50	14	-4.6
27-Apr-23	155.5	157.35	155	155	155.975	7200	6	1123020	7200	100	2.35	-0.5
26-Apr-23	144.4	154	144.4	154	149.425	4800	4	717240	3600	75	9.6	9.6
25-Apr-23	149.95	149.95	149.95	149.95	149.95	1200	1	179940	1200	100	0	0
24-Apr-23	150	150	150	150	150	1200	1	180000	1200	100	0	0



21-Apr-23	150.75	150.75	150.75	150.75	150.75	2400	2	361800	2400	100	0	0
19-Apr-23	150.5	150.5	149.95	149.95	150.125	4800	4	720600	3600	75	0.55	-0.55
18-Apr-23	155.85	157.5	150.15	157.5	154.79	6000	5	928740	3600	60	7.35	1.65
17-Apr-23	159	164.2	155	157.15	161.6088	20400	17	3296820	18000	88.24	9.2	-1.85
13-Apr-23	164	164	156	156	158.8	6000	5	952800	4800	80	8	-8
12-Apr-23	156.5	164	156.5	164	157.1818	13200	4	2074800	13200	100	7.5	7.5
11-Apr-23	150.2	155	150.2	155	153.0667	3600	3	551040	3600	100	4.8	4.8
10-Apr-23	149.5	152	149.5	152	150.75	2400	2	361800	2400	100	2.5	2.5
06-Apr-23	145	145	145	145	145	13200	2	1914000	13200	100	0	0
05-Apr-23	145.25	148	144.35	144.35	145.65	4800	4	699120	4800	100	3.65	-0.9
03-Apr-23	136.7	141.2	136.7	141.2	139.4833	43200	5	6025680	43200	100	4.5	4.5
31-Mar-23	129.5	138	129.5	138	133.9079	45600	6	6106200	44400	97.37	8.5	8.5
29-Mar-23	130	132	126.4	128.5	127.85	26400	13	3375240	22800	86.36	5.6	-1.5
28-Mar-23	132	132	121.85	122.55	127.21	18000	15	2289780	15600	86.67	10.15	-9.45
27-Mar-23	135	137.1	135	135.25	135.7583	7200	5	977460	7200	100	2.1	0.25
24-Mar-23	140	140	138.2	138.2	138.7875	4800	4	666180	4800	100	1.8	-1.8
23-Mar-23	140	140	139	139	139.5	2400	2	334800	2400	100	1	-1
22-Mar-23	140	140	140	140	140	1200	1	168000	1200	100	0	0
21-Mar-23	134	140.2	134	138.65	138.6333	18000	6	2495400	15600	86.67	6.2	4.65
20-Mar-23	139.1	139.1	138.75	138.75	139.0125	4800	4	667260	4800	100	0.35	-0.35
17-Mar-23	135.1	139.5	135	139.15	137.5	6000	5	825000	4800	80	4.5	4.05
16-Mar-23	138	139.95	136.5	139	138.8518	33600	7	4665420	30000	89.29	3.45	1
15-Mar-23	146.9	146.9	139	139	141.1964	16800	9	2372100	15600	92.86	7.9	-7.9
14-Mar-23	142.55	148	140.65	147.2	144.4194	37200	23	5372400	28800	77.42	7.35	4.65
13-Mar-23	152.85	153.6	146.6	148	149.8688	9600	8	1438740	7200	75	7	-4.85
10-Mar-23	155	155	155	155	155	2400	2	372000	2400	100	0	0
09-Mar-23	159	160	155	160	157.95	7200	4	1137240	7200	100	5	1
08-Mar-23	166	167	166	166	166.25	4800	3	798000	3600	75	1	0
06-Mar-23	168	173	161.2	166	168.4477	26400	20	4447020	16800	63.64	11.8	-2
03-Mar-23	138.75	160.6	136.5	160.6	154.1435	55200	43	8508720	42000	76.09	24.1	21.85
02-Mar-23	145.45	145.45	130	133.85	137.1947	22800	15	3128040	19200	84.21	15.45	-11.6
01-Mar-23	140.05	142.7	140	140.15	140.55	7200	5	1011960	7200	100	2.7	0.1
27-Feb-23	140	140	140	140	140	7200	2	1008000	7200	100	0	0
24-Feb-23	146.45	146.45	133.85	141.8	139.4263	45600	28	6357840	34800	76.32	12.6	-4.65
23-Feb-23	149.9	152.5	137.85	142	145.255	24000	20	3486120	16800	70	14.65	-7.9
22-Feb-23	158	158	154	154	155.25	4800	4	745200	4800	100	4	-4
21-Feb-23	153.7	168	153	160	159.163	32400	25	5156880	21600	66.67	15	6.3
20-Feb-23	148.05	153.5	148.05	148.9	149.85	18000	25	2697300	18000	100	5.45	0.85



17-Feb-23	148.9	150.9	143.85	144.35	148.0656	19200	12	2842860	18000	93.75	7.05	-4.55
16-Feb-23	155.85	155.85	153.7	153.7	154.55	3600	3	556380	3600	100	2.15	-2.15
15-Feb-23	155.9	155.9	155.9	155.9	155.9	1200	1	187080	1200	100	0	0
14-Feb-23	156	156	156	156	156	1200	1	187200	1200	100	0	0
13-Feb-23	156	160	153.05	159.7	156.224	30000	23	4686720	25200	84	6.95	3.7
10-Feb-23	152.1	155	152.05	152.05	153.362	30000	9	4600860	30000	100	2.95	-0.05
09-Feb-23	152.85	155.4	152.85	155.4	154.55	3600	3	556380	2400	66.67	2.55	2.55
08-Feb-23	153	157.2	152	156.05	154.0813	9600	8	1479180	8400	87.5	5.2	3.05
07-Feb-23	162	164	148.85	155.95	154.9792	28800	23	4463400	18000	62.5	15.15	-6.05
06-Feb-23	158.8	161.2	158.8	161.2	158.9733	18000	4	2861520	18000	100	2.4	2.4
03-Feb-23	151.1	161	151.1	156.65	156.3625	9600	8	1501080	6000	62.5	9.9	5.55
02-Feb-23	158.75	158.75	149	156.75	154.35	13200	11	2037420	9600	72.73	9.75	-2
01-Feb-23	166.6	166.6	160.8	160.8	164.575	7200	6	1184940	6000	83.33	5.8	-5.8
31-Jan-23	167.2	168	167.2	168	167.6	2400	2	402240	2400	100	0.8	0.8
30-Jan-23	164.4	165.2	161.3	162	162.685	12000	10	1952220	9600	80	3.9	-2.4
27-Jan-23	172	172	162.7	167.35	168.03	12000	9	2016360	9600	80	9.3	-4.65
25-Jan-23	180	180	178	178	179	2400	2	429600	1200	50	2	-2
24-Jan-23	183	183	180	180	181.5	2400	2	435600	1200	50	3	-3
23-Jan-23	185	185	180	180	183.025	7200	6	1317780	4800	66.67	5	-5
20-Jan-23	175.7	204	175.7	184.4	191.3769	46800	23	8956440	42000	89.74	28.3	8.7
18-Jan-23	172.7	172.7	168.7	170.35	170.825	12000	10	2049900	12000	100	4	-2.35
17-Jan-23	174	174	174	174	174	2400	2	417600	2400	100	0	0
16-Jan-23	176.25	176.25	175.5	175.5	175.9429	8400	7	1477920	8400	100	0.75	-0.75
13-Jan-23	178.4	178.9	178.4	178.9	178.7333	3600	3	643440	3600	100	0.5	0.5
12-Jan-23	178.7	181	175	176.35	177.1778	21600	18	3827040	18000	83.33	6	-2.35
11-Jan-23	175	177.95	175	177.3	176.85	7200	6	1273320	7200	100	2.95	2.3
10-Jan-23	175	177.2	174.3	174.3	176.2417	7200	6	1268940	6000	83.33	2.9	-0.7
09-Jan-23	170	180	169	173.55	173.6049	73200	48	12707880	62400	85.25	11	3.55
06-Jan-23	176.75	176.75	167	169.4	169.7522	27600	15	4685160	27600	100	9.75	-7.35
05-Jan-23	180	180	178	178	179	2400	2	429600	2400	100	2	-2
04-Jan-23	180	180	180	180	180	1200	1	216000	1200	100	0	0
03-Jan-23	178	185	178	183	182.25	4800	4	874800	4800	100	7	5
02-Jan-23	172.9	179	170.85	179	173.7038	15600	13	2709780	12000	76.92	8.15	6.1
30-Dec-22	173	173	173	173	173	1200	1	207600	1200	100	0	0
29-Dec-22	173.5	173.5	169.15	169.15	170.8286	8400	7	1434960	7200	85.71	4.35	-4.35
28-Dec-22	173.45	173.45	166.65	167.65	169.25	3600	3	609300	2400	66.67	6.8	-5.8
27-Dec-22	170	170	166	170	168.2	15600	12	2623920	13200	84.62	4	0
26-Dec-22	166.6	178.85	166.6	170	172.1375	4800	4	826260	3600	75	12.25	3.4



23-Dec-22	166.3	172.95	161.5	161.65	165.3536	16800	12	2777940	15600	92.86	11.45	-4.65
22-Dec-22	177.85	177.85	168	168.7	171.4614	42000	35	7201380	31200	74.29	9.85	-9.15
21-Dec-22	188.2	188.2	180	180.7	184.1944	10800	9	1989300	10800	100	8.2	-7.5
20-Dec-22	196	196	190	190	191.74	6000	5	1150440	4800	80	6	-6
19-Dec-22	186.2	196.35	186.2	193.7	190.7625	14400	11	2746980	10800	75	10.15	7.5
16-Dec-22	190	190	182	186	184.4063	19200	13	3540600	14400	75	8	-4
15-Dec-22	195	195	189	189.35	193.1643	25200	10	4867740	24000	95.24	6	-5.65
14-Dec-22	195	195.5	192.9	195	194.0909	26400	6	5124000	26400	100	2.6	0
13-Dec-22	192.25	196	190.05	196	194.47	24000	11	4667280	24000	100	5.95	3.75
12-Dec-22	190	195	190	192.05	194.1111	21600	12	4192800	19200	88.89	5	2.05
09-Dec-22	199.2	199.2	189	189.4	192.6071	8400	7	1617900	7200	85.71	10.2	-9.8
08-Dec-22	198.85	198.95	198.85	198.95	198.9	12000	3	2386800	12000	100	0.1	0.1
07-Dec-22	194	199	194	194.5	195.9833	10800	7	2116620	9600	88.89	5	0.5
06-Dec-22	197.2	205	197.2	201.6	202.2364	13200	11	2669520	12000	90.91	7.8	4.4
05-Dec-22	193.7	197.2	192.35	196.4	194.3056	10800	8	2098500	8400	77.78	4.85	2.7
02-Dec-22	199.5	199.5	190.05	190.8	193.0214	16800	14	3242760	12000	71.43	9.45	-8.7
01-Dec-22	197.55	197.95	190.55	195	194.6204	32400	22	6305700	22800	70.37	7.4	-2.55

652000260

